

# Welcome to Parent Curriculum Night




# Outcomes

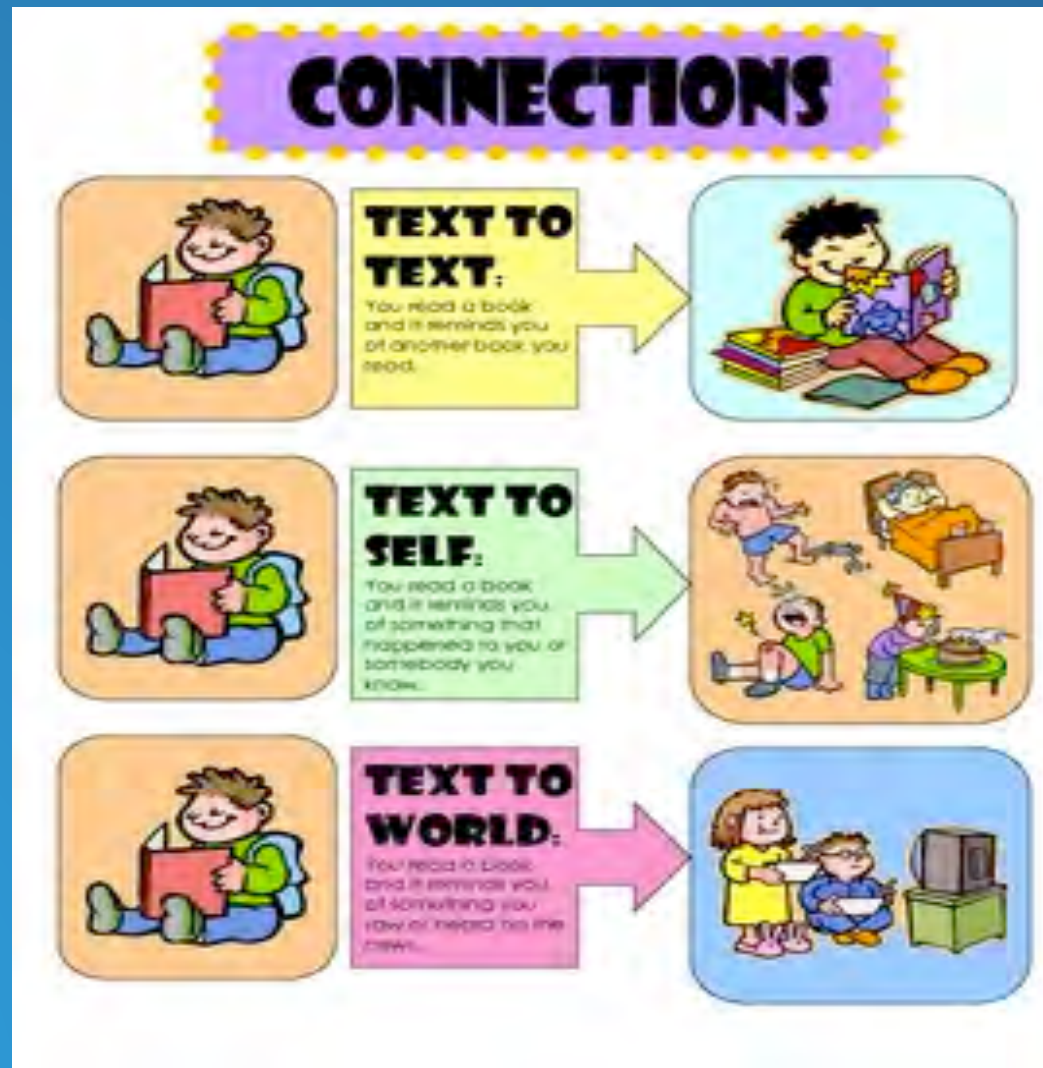
- We will have had the opportunity to connect with each other and build new working relationships to aid in student learning.
- We will have generated ideas of what types of questions to ask to assess student understanding as well as how to use the questioning strategy to deepen student reading comprehension.
- We will have generated ideas of how to use number lines to aid in improving number sense, computational fluency, telling time, and comparing fractions to aid students' math conceptual understanding.
- We will have the opportunity to *make and take* learning tools to help enhance learning at home.

# When you read you...

- Make Connections
- Make Predictions
- Visualize
- Summarize
- Evaluate
- Ask Questions



# Making Connections



# Making Predictions

Good Readers:

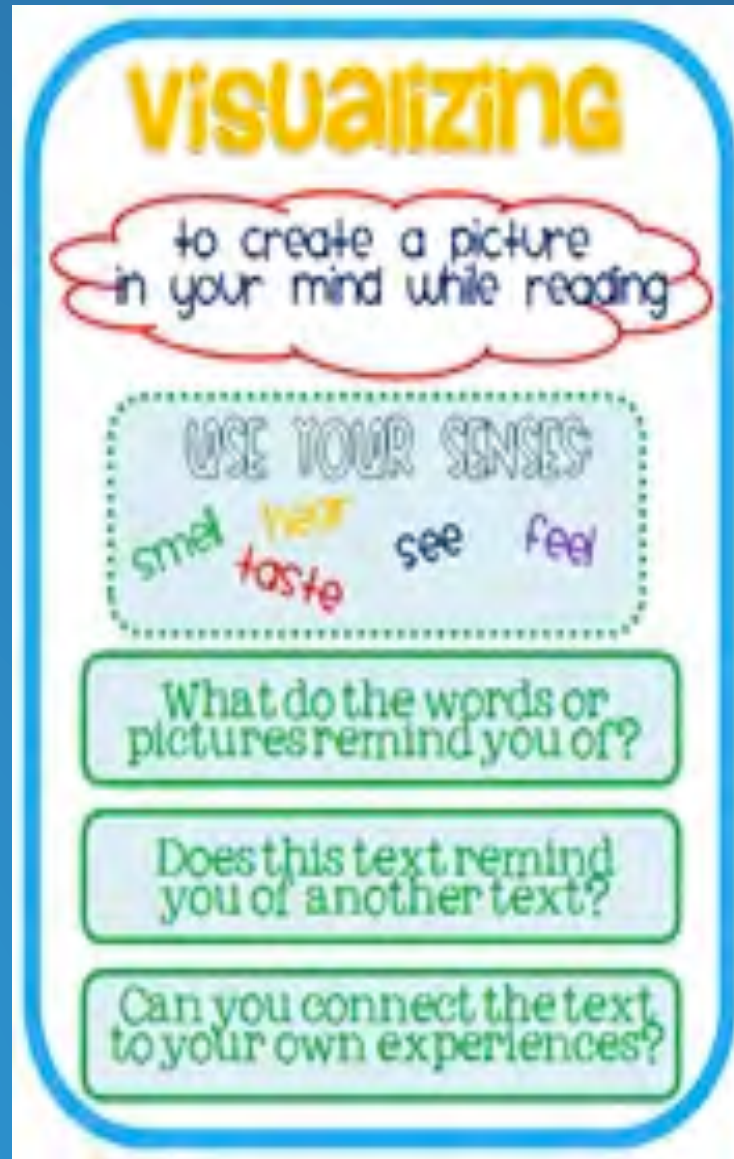
## ***Make and Confirm Predictions***



- Think about what might happen next in the story.
- Read to find out if your prediction was right.
- Make new predictions as you read along.



# Visualizing



# Summarizing


## **Summarizing**

Summarizing is when you  
tell what's important in  
your own words.



You can summarize by saying  
"Somebody-wanted-but-so".

# Evaluate



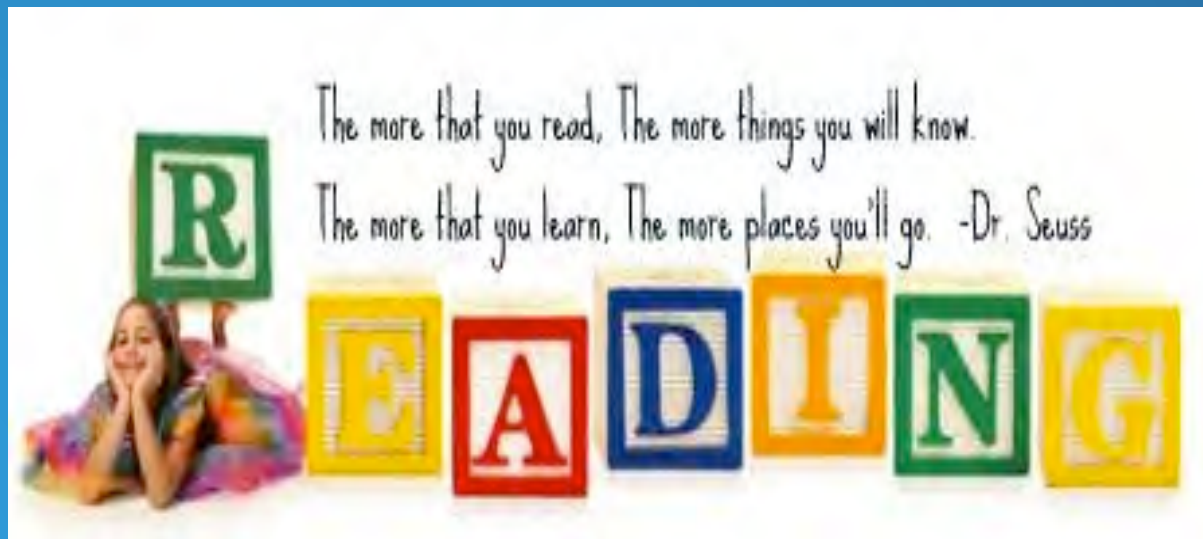


# Questioning



Where can you go to learn more about reading comprehension strategies?



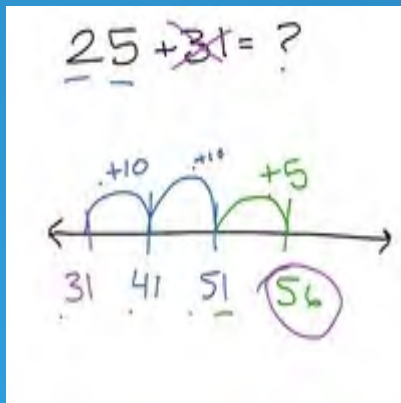
<http://elaparentsupport.weebly.com/>



# When you solve math problems you...

- Use base ten models
- Decompose numbers
- Draw models
- Use number lines

$$\begin{array}{r} 248 = 200 + 40 + 8 \\ + 345 = 300 + 40 + 5 \\ \hline 500 + 80 + 13 \\ 500 + 93 \\ 593 \end{array}$$



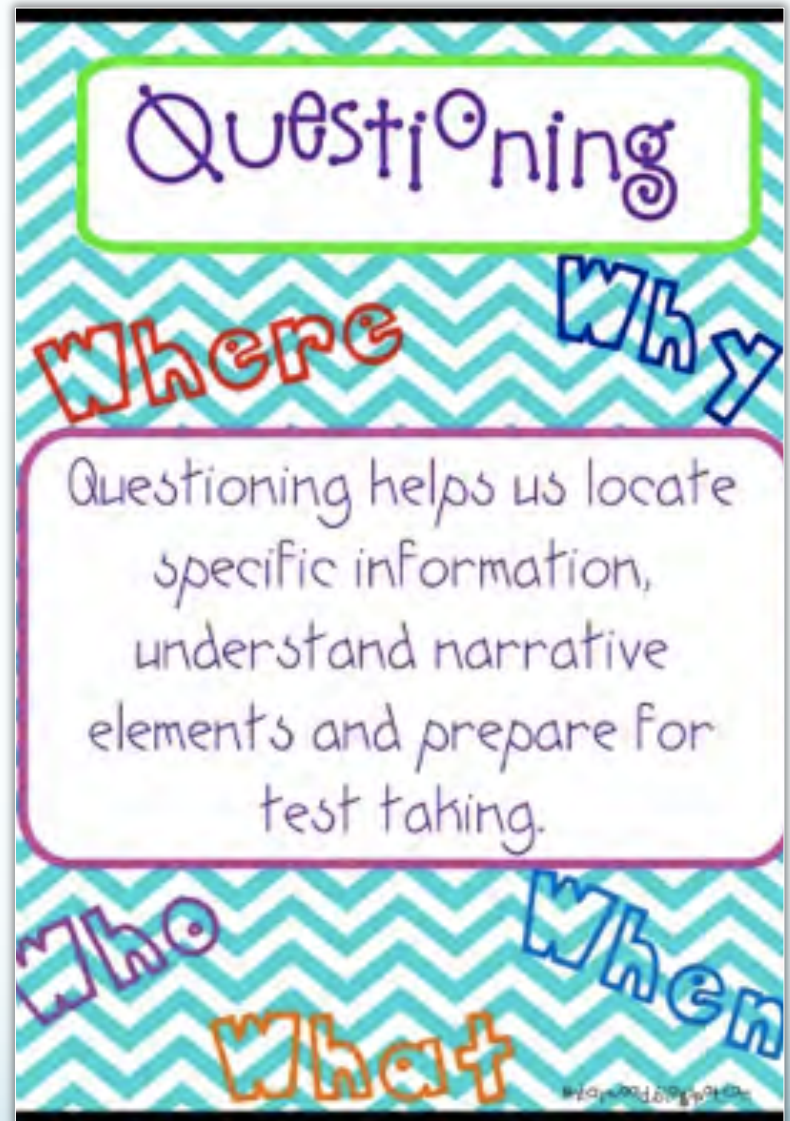
Where can you go to learn more  
about additional math  
strategies?

[https://smart.wikispaces.hcpss.org/SMART  
+Pages](https://smart.wikispaces.hcpss.org/SMART+Pages)





# Using Questioning as a Comprehension Strategy In Second Grade





When you think of questioning, what kind of questions do you think of asking?





When children are very young, our focus is on literal understanding... as they grow we want to get to the deeper meaning.

Questions are used throughout the second grade curriculum in various ways.



# Grade 2 Common Core State Standards which relate to Non-Fiction

- RI.2.1 ~ *Ask and answer* such questions as *who, what, where, when, why, and how* to determine understanding of key detail in a text.
- SL.2.3 ~ *Ask and answer* questions about what a speaker says in order to clarify comprehension, gather additional information, or *deepen understanding of a topic or issue*.
- RI.2.10 ~ By the end of the year, *read and comprehend* informational texts, in the grades 2-3 text complexity band proficiently, with scaffolding as needed at the high end of the range.

# Questions for Reading Non-Fiction

- What fact (or facts) did you enjoy learning about the most?
- Of the information you learned, which would you like to share with someone else?
- Would you like to read more books about this topic? Why?
- What else would you like to find out about this topic?
- What pictures or illustrations did you find interesting? Why?



# Grade 2 Common Core State Standards which relate to Fiction

- RL.2.1 ~ *Ask and answer* such questions as *who, what, where, when, why, and how* to demonstrate understanding of key details in a text.
- RL.2.2 ~ *Recount stories*, including fables and folktales, from diverse cultures, and determine their *central message, lesson, or moral*.
- RL.2.10 ~ By the end of the year, *read and comprehend* literature including stories and poetry, in the grades 2-3 text complexity band proficiently, with scaffolding as needed at the high end of the range.

# Questions for Reading Fiction (Setting)

- Where does this story take place?
- Tell me what this place was like.
- When did this story take place?
- Have you ever been to a place like this? If not, would you like to visit a place like this? Why or why not?

# Questions for Reading Fiction (Problem/Solution)

- Who has a problem in this story?
- Describe the problem this character had.
- Was the problem solved? How?
- Did this same problem ever happen to you? What happened? How did you solve it?

# Questions for Reading Fiction (Plot/Main Idea)

- What was the plot or main idea of the story?
- How did the story begin?
- What happened in the middle of the story?
- How did this story end?
- Can you think of another way this story might have ended?

# Questions for Reading Fiction (Characters)

- Who are the main characters in your story?
- Tell me whether or not you like them and why.
- Choose one character and tell why she/he is important in the story.
- Do any of the characters change? In what way?
- Do you agree with everything the main characters do? Why or why not?



# Now I would like to read aloud Mr. Peabody's Apples by Madonna

- What's happening here?
- How do you know?
- Why do you think the character did that?
- What made you think that?
- What did you learn from this book?

# What can you do at home?

- *Beach Ball Blast* ~ Write a question on each of the colored sections from examples shared during this evening on the ball (a sharpie works best). Toss the ball to your child and wherever their right thumb lands is the question they will need to answer.
- *Pregunta y Respuesta* ~ Take some sample questions shared and write them on the inside of the index cards (make sure you can't see through the card). Label the outside of the cards Pregunta (question) and Respuesta (answer). Place them face down and take turns answering questions about the text. If the person answers the question correctly, they may keep the card. If not, the card goes back face down. Whoever has the most cards at the end wins!

# What can you do at home?

- **Questions, Questions, Everywhere!** ~ Create a blank questioning game. There are many online websites that offer free downloadable blank game boards that are easy to create and will help make learning fun for everyone! Some sites to look into are:
- <http://donnayoung.org/homeschooling/games/game-boards.htm>
- <http://www.mes-english.com/games/boardgames.php>
- <http://www.mes-english.com/games/boardgames.php>

# Visit the Howard County ELA Parent Support Weebly

<http://elaparentsupport.weebly.com/primary-grades-k-2.html>



**Primary (Grades K-2)**

**PRIMARY:**

This page contains resources for home. Some of the resources give parents information about a grade level and some resources are tools that can be used at home in relation to English Language Arts.

# Mobile Apps Focused on Reading Comprehension:

## READING COMPREHENSION



Barron's Painless Reading  
Comprehension  
Challenge



Reflections while Reading



# Mobile Apps Focused on Multiple Reading Skills:



100 Ways to Encourage  
Your Child to Read



The Reading Room



iReading HD- Classic Fairy  
Tales



Tales2Go



Timmy's Kindergarten  
Adventure



MeeGenius



Read Me Stories



National Geographic  
Explorer for Schools



I Like Grandpa (1 of many  
I Like books)



I Like Books

# Thank you for coming and supporting your child in Reading.

- If you have any questions please feel free to write your question on a sticky note and place it on the “parking lot” chart paper located on the black board right beside the classroom door.
- Please fill out the parent feedback form to help us to plan future Parent Curriculum Nights. ☺

